

x 36



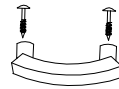
x 4



x 4



x 8



(a)

(b)

(c)

(d)

x 20

(3,5x30)

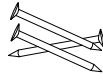


x 56

(3,5x16)



x 115



x 8



x 1




(g)

(h)

(i)

(j)

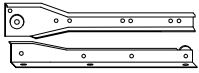
(k)



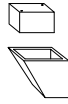
45 min



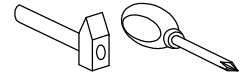
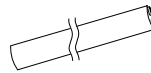
x 4 kpl. (400 mm)



x 4



x 1 (772mm)



(e)

(f)

(l)

1 - FAZY MONTAŻU

A - OZNACZENIE ELEMENTÓW

a - OZNACZENIE AKCESORIÓW

